

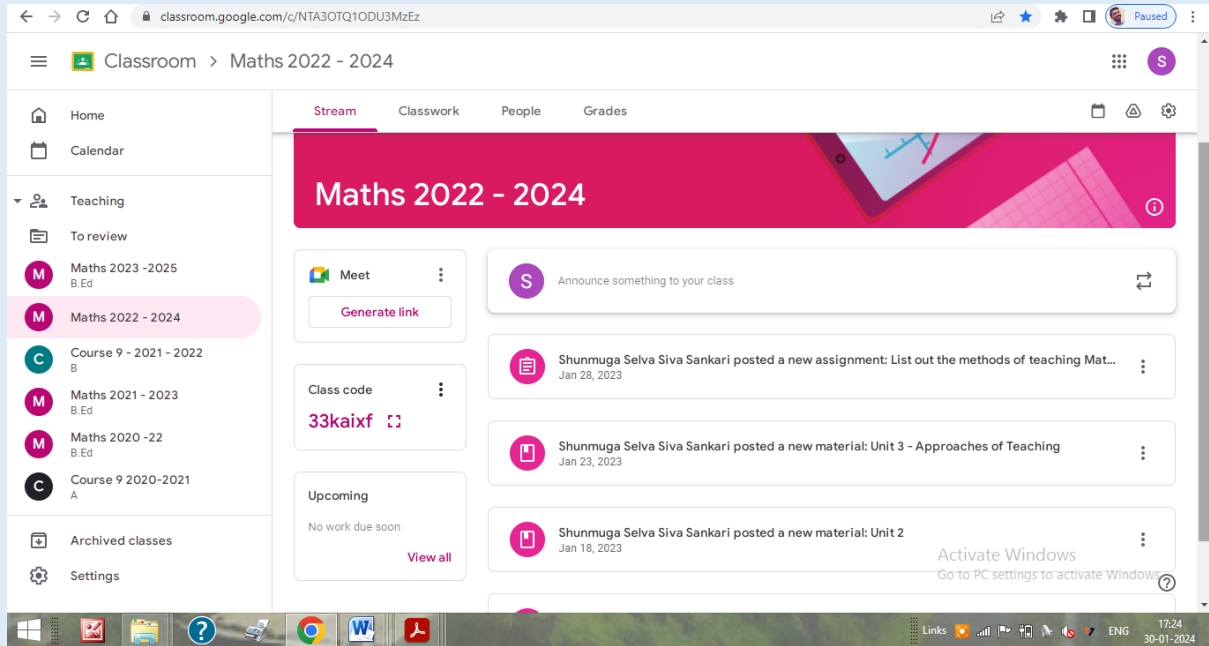


**ANNAMMAL COLLEGE OF EDUCATION FOR WOMEN
THOOTHUKUDI**

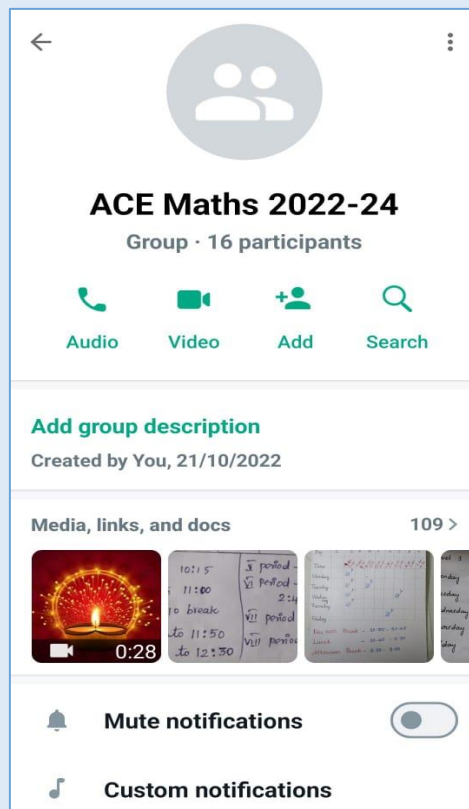
ICT RESOURCES USED BY

Mrs.D.SHUNMUGA SELVASIVASANKARI IN THE YEAR 2022- 2023

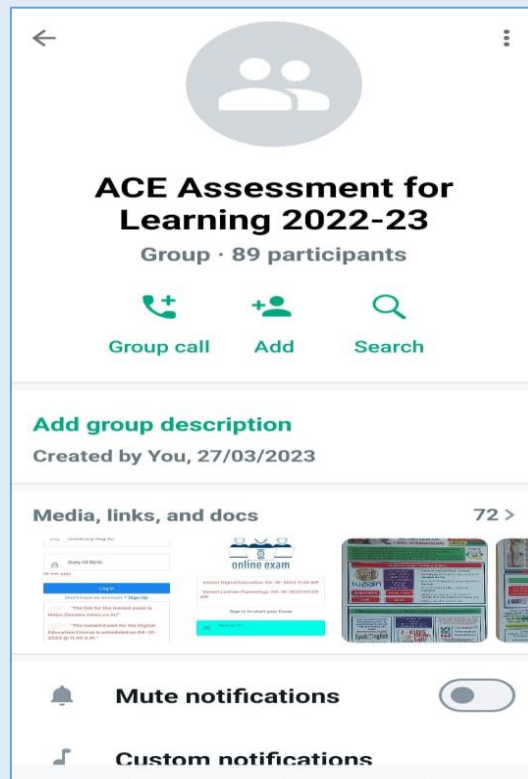
**GOOGLE CLASSROOM FOR THE YEAR 2022 – 2023 FOR
COURSE 5: PEDAGOGY OF MATHEMATICS**



**WHATSAPP GROUP FOR THE YEAR 2022 – 2023 FOR
COURSE 5: PEDAGOGY OF MATHEMATICS**



WHATSAPP GROUP FOR THE YEAR 2022 – 2023 FOR COURSE 2: ASSESSMENT FOR LEARNING



BLOGGER FOR COURSE 5: PEDAGOGY OF MATHEMATICS – I

The screenshot shows the Blogger editor interface. At the top, there is a browser address bar with the URL "blogger.com/blog/post/edit/1746977986358111838/4106385021667646885?hl=en". Below the address bar is the Blogger logo and a search icon. The main content area is titled "Pedagogy of Mathematics- Semester - I Unit II - Teaching Skills". Below the title is a rich text editor with various icons for text formatting, alignment, and linking. The text content is as follows:

```
1 UNIT - II: TEACHING SKILLS
2 2.1 Introduction
3 2.2 Objectives
4 2.3 Micro-Teaching: Concept, Definition, Steps, Cycle
5 2.3.1. Origin and Development of Microteaching
6 2.3.2. Concept of Microteaching
7 2.3.3. Definition of Microteaching
8 2.3.4. Microteaching Cycle
9 2.3.5. Steps of Microteaching
10 2.3.6. Micro Teaching Procedure
11 2.3.7. Characteristics of Micro Teaching
12 2.4 Micro-teaching Vs Macro-Teaching
13 2.5 Skills in Micro-Teaching
14 2.5.1. Skill of Set Induction
15 2.5.2. Skill of Explaining
16 2.5.3. Skill of Questioning
17 2.5.4. Skill of Probing skills
18 2.5.5. Skill of Stimulus Variation
19 2.5.6. Skill of Reinforcement
20 2.5.7. Skill of Non-verbal clues
21 2.5.8. Skill of Closure
22 2.5.9. Skill of Blackboard usage
23 2.6 Link Lesson
24 2.7 Comparison of Micro, Link and Macro-Lessons
25 2.1 INTRODUCTION
26 Teaching is a many sided activity which includes a host of activities like questioning, giving information, listening etc., The intention behind such activities is to bring about learning. Thus teaching constitutes a number of verbal and nonverbal teaching acts like questioning, accepting pupil responses, rewarding, smiling, nodding to pupil response, movements, gestures etc., Teaching constitutes a number of verbal and non-verbal acts. A set of related teaching acts or behaviours performed with an intention to facilitate learning can be called as a teaching skill. A teaching skill is a group of teaching acts or behaviours intended to facilitate pupils' learning directly or indirectly.
```

On the right side of the editor, there is a "Post settings" panel with the following options:

- Preview (eye icon)
- Update (orange button)
- Labels (dropdown arrow)
- Separate labels by commas
- No matching suggestions
- Published on: 9/15/22 12:29 PM
- Permalink
- Location
- Options

QUIZZIZ FOR SEMESTER II: COURSE 2 ; ASSESSMENT FOR LEARNING

The screenshot shows the Quizizz admin interface. The top navigation bar includes the Quizizz logo, a search bar, and user information for 'shunmuga D'. The main content area displays the quiz details: 'Assessment in Assessment for Learning', created by 'shunmuga D', with a 51% accuracy and 3 plays. It offers options for 'Worksheet', 'Save', 'AI Enhance', and 'Edit'. Below this, there are three modes: 'Start a live quiz' (Instructor-led session), 'Assign homework' (Asynchronous learning), and 'Paper mode' (No devices needed). The quiz contains 15 questions, with the first one being a 'Multiple Choice' question. The question text is: '_____ is a series of questions on the basis of which some information is sought.' The answer choices are 'Test', 'Evaluation', 'Assessment', and 'Measurement'. The right sidebar features an 'Upgrade to SUPER' banner and a 'Suggestions for you' section.

QUIZMAKER APP FOR SEM II: COURSE II: ASSESSMENTFOR LEARNING

The screenshot shows the Quizmaker app interface. The top navigation bar includes a back arrow, a large 'Q' logo, and icons for share and delete. The main content area displays the quiz details: 'Assessment for learning', created by 'Shunmuga D', at '2023/05/02 01:39'. It is set to 'Exam' mode and has a 'PLAY' button. Below this, there are three sections: 'Basics of Assessment' with a green circle icon, 'Level of knowledge' set to 'Undergraduate 1 / Bac+1 (Normal)', and 'Multiple choice questions' with a green circle icon containing a checkmark. The text 'Each true answer adds 1 point.' is displayed below the icon.

